

## POWER BANK

### USER MANUAL

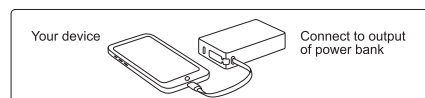
#### Features

- Meeting your emergency and mobile charging needs;
- Suitable for nearly all kinds of mobile phones and digital products with USB connector;
- Built-in protection ICs to avoid over-charge, over-discharge, over-current and short circuit;
- Intelligent power management solution for steadiness and high efficiency.

#### Operation Instructions:

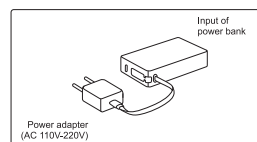
##### • To charge your device:

Connect your device to the output of the power bank using the **built-in cable** (see the image below).



##### • For charging the power bank:

Connect the input of the power bank to the power adapter using the **built-in cable** (see Image 1).



## USER MANUAL

#### Troubleshooting

**Q:** Unable to charge power bank.

**A1:** Check if power adapter is the right one, and if the connecting cable and connector work well.

**Q:** Power bank unable to charge your device.

**A1:** Power bank voltage is too low, please charge it first.

**A2:** Your device voltage is not compatible with power bank output voltage, please check your device voltage.

**A3:** Wrong connection between your device and the power bank, or unqualified connecting cable and connector.

Please check them and use qualified ones.

**A4:** Power bank failure, please contact your local distributor.

#### Tips:

- Please charge power bank once at least every 3 months if not used for a long time.
- When used, power bank gets a bit hot. It is normal if the temperature is not over 60 degrees Celsius (140 degrees Fahrenheit).
- Keep power bank dry, do not wipe with chemical cleansers.
- Take care of the environment, please recycle power bank at a designated place, do not dispose it randomly.

#### Important

- Keep children and unqualified users out of reach of power bank, unless they are accompanied and guided by qualified people.
- Do not crush, self-dismantle, stab, wet, dampen and squeeze power bank.
- Do not place power bank in high temperature conditions, which may lead to its failure or cause fire.
- Do not charge a device that is not compatible with the power bank, otherwise it might cause failure or fire.

## POWER BANK

### UPUTSTVO ZA UPOTREBU

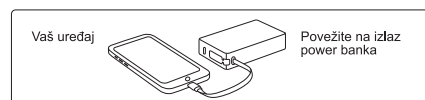
#### Karakteristike:

- Zadovoljava vaše potrebe za hitnim napajanjem i punjenjem mobilnih uređaja;
- Pogodno za gotovo sve vrste mobilnih telefona i digitalnih proizvoda sa USB priključkom;
- Ugrađeni zaštitni IC čipovi koji sprečavaju prekomerno punjenje, pražnjenje, prekomerni strujni udar i kratki spoj;
- Inteligentno rešenje za upravljanje energijom za stabilnost i visoku efikasnost.

#### Uputstvo za rad:

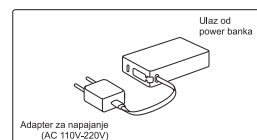
##### • Za punjenje vašeg uređaja:

Povežite vaš uređaj sa izlazom power banka koristeći **integrisani kabal** (pogledajte sliku ispod).



##### • Za punjenje power banka:

Povežite ulaz power banka sa adapterom za napajanje, koristeći **integrisani kabal** (pogledajte sliku 1).



## UPUTSTVO ZA UPOTREBU

#### Problemi i rešenja

**P:** Ne možete da napunite power bank?

**O:** Proverite da li je adapter za napajanje ispravan, kao i da li kabl i konektor rade ispravno.

**P:** Power bank ne može da napuni vaš uređaj?

**O1.** Napon power banka je suviše nizak, molimo napunite power bank prvo.

**O2.** Napon vašeg uređaja nije kompatibilan sa naponom

izlaza power banka, proverite napon vašeg uređaja.

**O3.** Pogrešno povezivanje između vašeg uređaja i power banka,

ili neispravan kabl i konektor. Proverite i koristite kvalifikovane kablove i konektore.

**O4.** Power bank je neispravan, molimo kontaktirajte vašeg lokalnog distributera.

#### Saveti:

- Molimo puniti power bank bar svaka 3 meseca ako ga ne koristite duže vreme.
- Kada se koristi, power bank može biti malo topao. To je normalno, dok temperatura ne pređe 60 stepeni Celzjusa (140 stepeni Farenhajta).
- Držite power bank suvim, nemojte ga brisati hemijskim sredstvima za čišćenje.
- Pazite na životnu sredinu, molimo vas da recikirate power bank na odabranom mestu, nemojte ga odlagati nasumično.

#### Važno

- Držite decu i neobučene korisnike van doseg power banka, osim ako nisu pod nadzorom kvalifikovanih osoba.
- Nemojte drobiti, samostalno rastavljati, ubadati, kvasiti, bacati ili stiskati power bank.
- Nemojte stavljati power bank na visoke temperature, jer to može dovesti do kvara ili izazvati požar.
- Nemojte puniti uređaje koji nisu kompatibilni sa power bankom, jer to može dovesti do kvara ili požara.